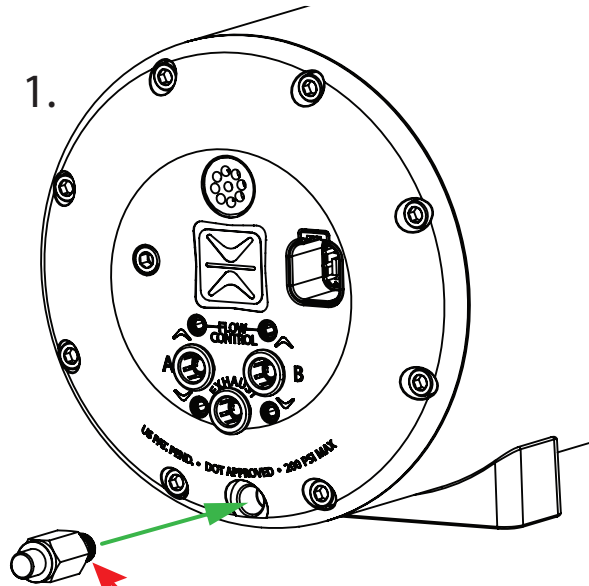


ENDO TANK DRAIN KIT INSTALLATION

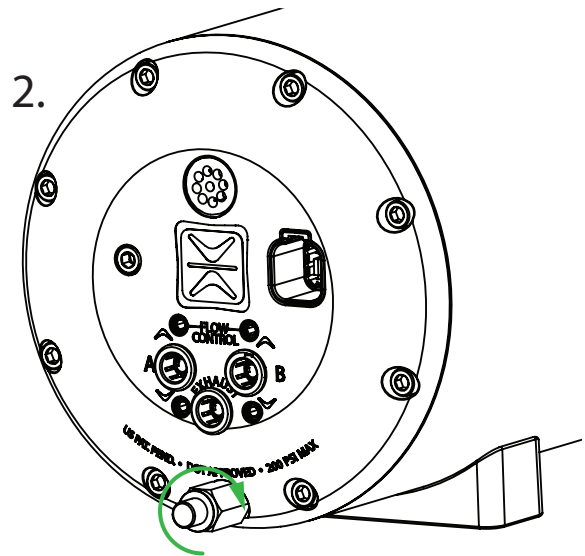
In high humidity climates your ENDO tank may accumulate internal moisture. Use the tank drain kit to evacuate the accumulated water from the ENDO tank by pressing the black button on the drain valve as often as necessary.



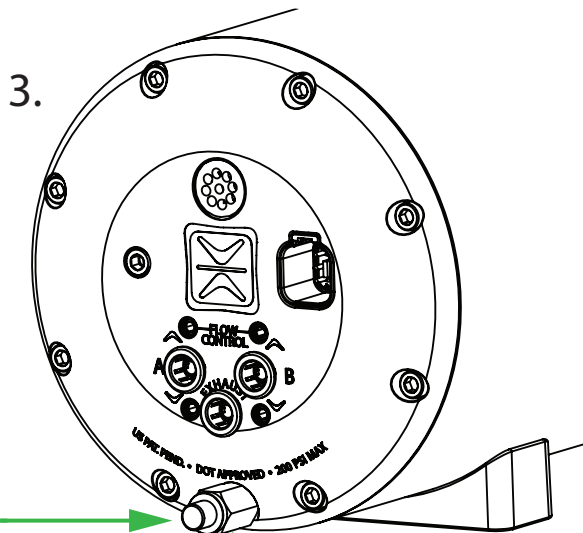
WARNING: If the air pressure in the ENDO tank is exhausted below the pressure in your air springs, the vehicle height will lower.



Apply Loctite 565 or teflon tape to threads.




DO NOT torque above 14 ft.lbs max



If installing outside of vehicle, inserting ptc plug to main plug is **not** necessary but optional.



If installing in the vehicle, insert npt plug into main plug and attach included hose & route outside of vehicle as desired.



Drain valve can be orientated for side exit.